


MS-M




High performance hyfen rectangular cable connectors

Description

MSM rectangular connectors offers an extremely reliable, rugged, and versatile connection system . They are a range of multiway connectors available in 9 sizes from 9 to 75 positions. MS-M cable connectors can be offered with a full range of hardware and accessories. Guiding pins and sockets, turnable jackscrews, a variety of cable hoods, pin protection shrouds and discrimination pins make this connector range a truly versatile system.

Features and benefits

- Connectors supplied pre-assembled except for panel mount versions.
- Available in 14-20-26-34-42-50-75 and 104 positions.
- **34 contact positions suitable for V.35 applications (see V.35 section)**
- Full range of accessories available including hoods, strain relief clamps, guide pins, jackscrews and pin protection shrouds.
- MS-M hyfen complies with NFC 93426 - HE 621-622 and MIL-C-28748 specifications.
- UL recognized File Nr.: E238675



Performance characteristics

Operating temperature:	-55°C to +125°C
Insulation resistance:	5000 MΩ min.
Test potential:	2000 VAC
Durability:	500 matings and unmatings.
Vibration resistance	Per MIL-STD 202 method 204
Shock:	Per MIL-C-STD 202 method 207

Construction

Connector Material :	Glass filled Phenolic
Flammability rating :	UL94-V0
Hoods:	Aluminium alloy gold chromate or anodized Polyamide 6.6 - black - UL94-V2
Cable clamps:	Stainless steel
Polarizing hardware:	Brass nickel plated
Shrouds:	Aluminium alloy gold chromate or anodized


Contact accommodation

- "MS-M" Hyfen connectors accept TRIM TRIO size 16 removable snap-lock contacts (see contact section)
- Contacts to be ordered separately.

How to order

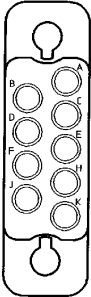
Connector family	MS MS	34 34	P P	M M	124 120	S S-	GE --	16 --
Contact arrangement								
Type of housing:	P: plug body for male contacts R: Receptacle housing for female contacts							
N° 16 contact								
Design variation								
Pin protection shroud								
GE	= plastic turnable jackscrews							
Code for special variations								

MS-M

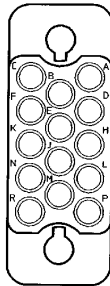


Contact arrangement

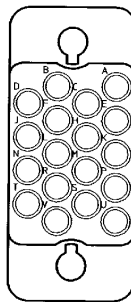
9 POS.



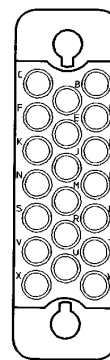
14 POS.



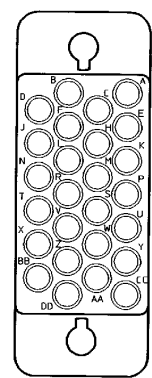
18 POS.



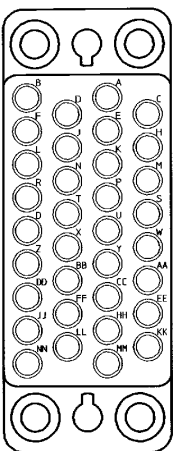
20 POS.



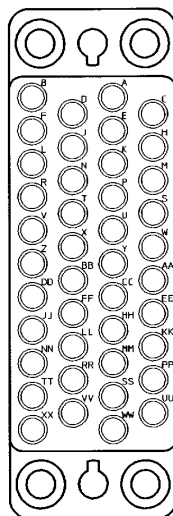
26 POS.



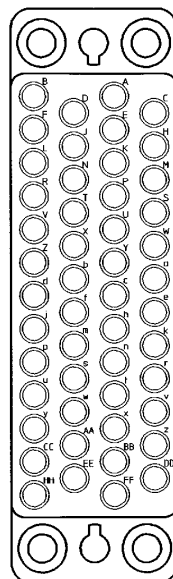
34 POS.




42 POS.



50 POS.




75 POS.



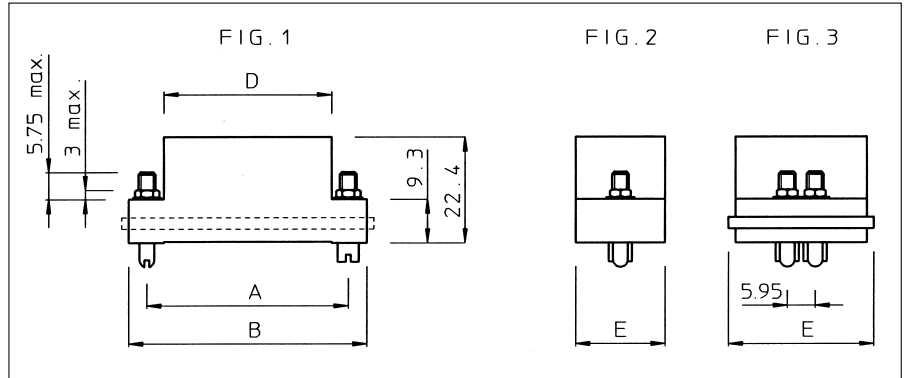
The contact position identification letters or numbers shown in the above diagrams apply to MS-M plug and receptacle connectors. Dimensionally, corresponding types of plug and receptacle mouldings are the same and differ only in that the contact position lettering/numbering of the plug (MS-PM) is a mirror image of that of the receptacle (MS-RM). Note that pins and/or sockets can be used in either the plug or receptacle moulding.

Note: Contact identification is shown for wiring face of the receptacle and mating face at plug connector.

MS-M



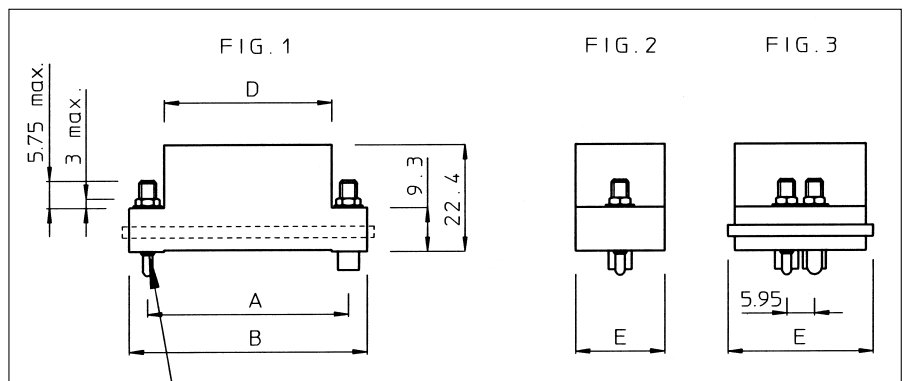
Panel mount connectors with guiding hardware (MS--M1GE00)



Connector size	Part number		A	B	D	E	Fig.
	Plug version for male contacts	Receptacle version for female contacts					
9	MS9PM1GE00	MS9RM1GE00	25.4	33.3	20.5	9.5	1-2
14	MS14PM1(*)GE00	MS14RM1(*)GE00	23.8	31.8	20.1	11.7	
18	MS18PM1GE00	MS18RM1GE00	25.4	33.3	20.5	14.2	
20	MS20PM1(*)GE00	MS20RM1(*)GE00	31.75	39.65	27.95	11.7	
26	MS26PM1(*)GE00	MS26RM1(*)GE00	33.3	41.3	27.2	15.0	
34	MS34PM1(*)GE00	MS34RM1(*)GE00	42.8	50.8	35.7	19.05	
42	MS42PM1(*)GE00	MS42RM1(*)GE00	50.55	58.65	42.95	18.95	
50	MS50PM1(*)GE00	MS50RM1(*)GE00	57.95	65.85	50.85	18.95	1-3
75	MS75PM1(*)GE00	MS75RM1(*)GE00				28.1	

(*) Complete part number with "S" for connector with protective shroud.


Panel mount connectors with fixed jackscrew hardware (MS--M58GE00)



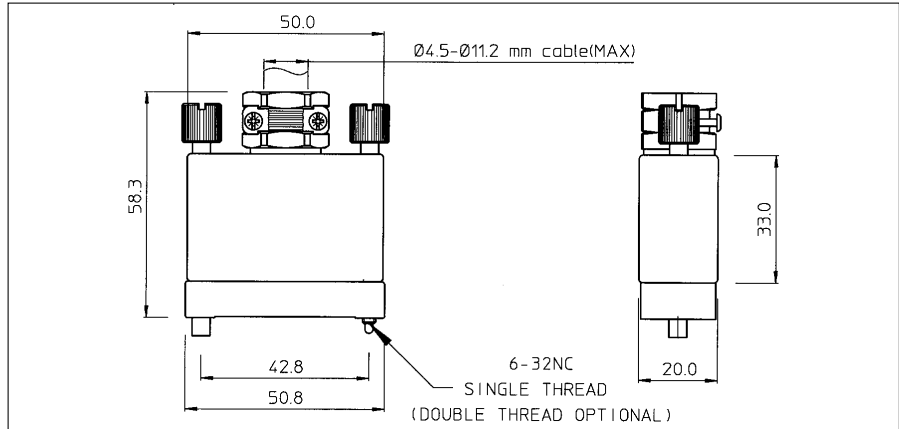
Connector size	Part number		A	B	D	E	Fig.
	Plug version for male contacts	Receptacle version for female contacts					
9	MS9PM58GE00	MS9RM58GE00	25.4	33.3	20.5	9.5	1-2
14	MS14PM58(*)GE00	MS14RM58(*)GE00	23.8	31.8	20.1	11.7	
18	MS18PM58GE00	MS18RM58GE00	25.4	33.3	20.5	14.2	
20	MS20PM58(*)GE00	MS20RM58(*)GE00	31.75	39.65	27.95	11.7	
26	MS26PM58(*)GE00	MS26RM58(*)GE00	33.3	41.3	27.2	15.0	
34	MS34PM58(*)GE00	MS34RM58(*)GE00	42.8	50.8	35.7	19.05	
42	MS42PM58(*)GE00	MS42RM58(*)GE00	50.55	58.65	42.95	18.95	
50	MS50PM58(*)GE00	MS50RM58(*)GE00	57.95	65.85	50.85	18.95	1-3
75	MS75PM58(*)GE00	MS75RM58(*)GE00				28.1	

(*) Complete part number with "S" for connector with protective shroud.

MS-M



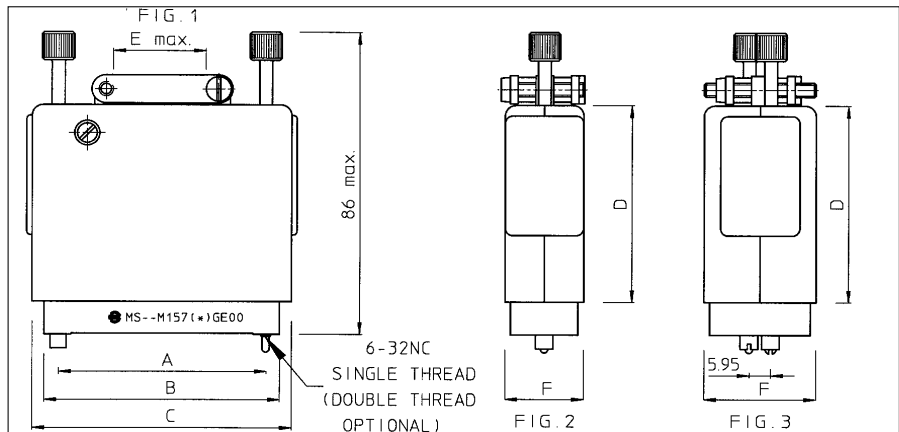
MS34 Cable connector with 1 piece metal suitcase hood (MS34--MEHM)



Part number		Description
Plug version for male contacts	Receptacle version for female contacts	
MS34PMEHM	MS34RMEHM	Anodised hood, plastic strain relief and turnable hardware.
MS34PMSEHM	MS34RMSEHM	Shielded version with nickel plated hood, metal strain relief and turnable hardware
MS34PMEHMMET1	MS34RMEHMMET1	Version with spring loaded jackscrews

(*) Complete part number with "S" for connector with protective shroud.

Cable connector with Alu die cast hood (MS-M157GE00)



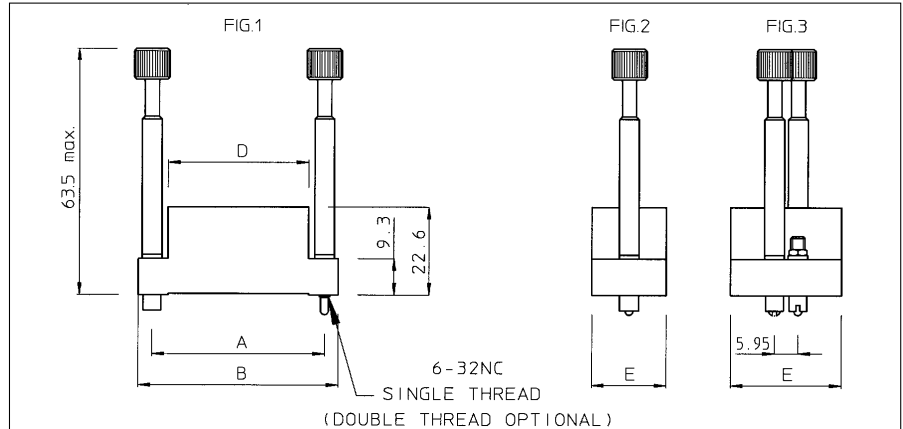
Connector size	Part number		A	B	C	D	E max.	F	Fig.
	Plug version for male contacts	Receptacle version for female contacts							
50	MS50PM157GE00	MS50RM157GE00	57.95	65.85	73.0	56.0	20.0	22.2	1-2
75	MS75PM157GE00	MS75RM157GE00	57.95	65.85	73.0	56.0	25.0	31.2	1-3

(*) Complete part number with "S" for connector with protective shroud.

MS-M



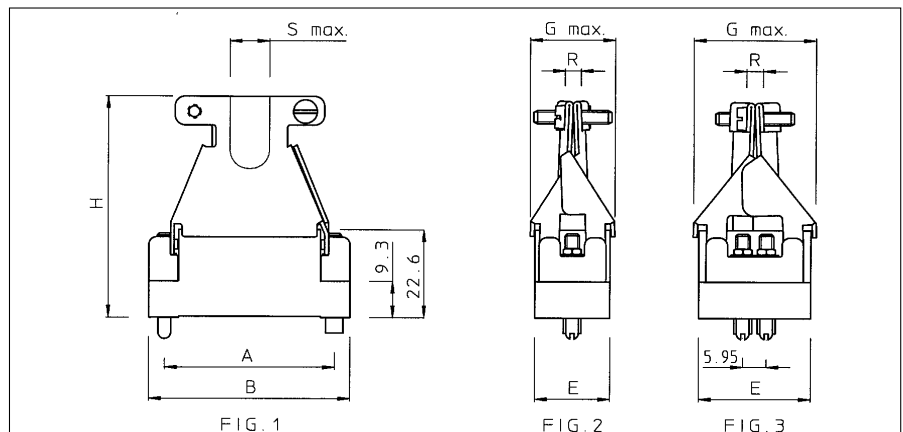
Cable connector without strain relief and turnable jackscrew hardware (MS-M007GE00)



Connector size	Plug version for male contacts	Receptacle version for female contacts	A	B	D	E	Fig.
9	MS9PM007GE00	MS9RM007GE00	25.4	33.3	20.5	9.5	1-2
14	MS14PM007(*)GE00	MS14RM007(*)GE00	23.8	31.8	20.1	11.7	
18	MS18PM007GE00	MS18RM007GE00	25.4	33.3	20.5	14.2	
20	MS20PM007(*)GE00	MS20RM007(*)GE00	31.75	39.65	27.95	11.7	
26	MS26PM007(*)GE00	MS26RM007(*)GE00	33.3	41.3	27.2	15.0	
34	MS34PM007(*)GE00	MS34RM007(*)GE00	42.8	50.8	35.7	19.05	
42	MS42PM007(*)GE00	MS42RM007(*)GE00	50.55	58.65	42.95	19.05	
50	MS50PM007(*)GE00	MS50RM007(*)GE00	57.95	65.85	50.85	18.95	1-3
75	MS75PM007(*)GE00	MS75RM007(*)GE00				28.1	

(*) Complete part number with "S" for connector with protective shroud.

Cable connector with metal butterfly hood and guiding hardware (MS-M120GE00)



Connector size	Part number		A	B	E	G max.	H	S max.	R max.	Fig.
	Plug version for male contacts	Receptacle version for female contacts								
34	MS34PM120(*)GE00	MS34RM120(*)GE00	42.8	50.8	19.05	22.2	56.7	10	13	1-2

(*) Complete part number with "S" for connector with protective shroud.