



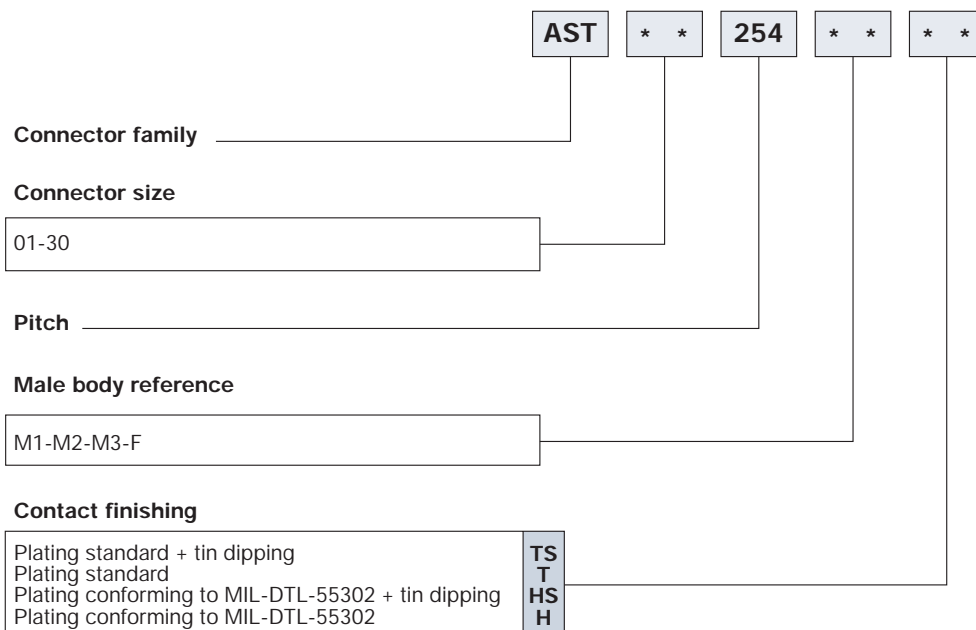
Signal Connectors in Parallel Arrangement

- One contact row within dielectric connector body, 2.54 mm center-to-center contact spacing.
- 0.6 mm nominal pin DIA contact size; 1 to 30 contact positions; PCB straight termination type.
- High shock and vibration proof (no micro interruptions - test: 2ns).
- Conforms to MIL-DTL-55302 general requirements.
- For Military and Industrial applications.

Technical Characteristics

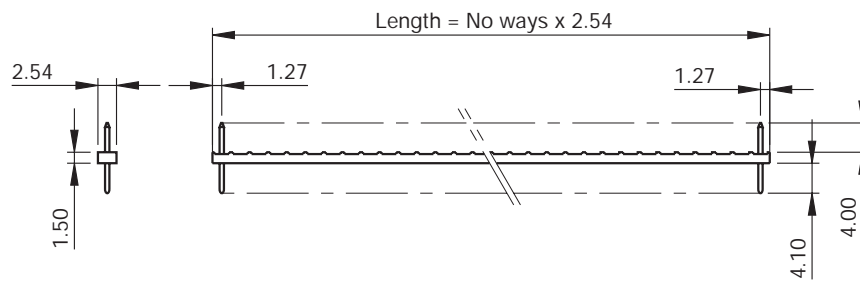
Contact Number	1 to 30
Contact Diameter	0.6 mm nominal pin DIA
Current Rating	3A
Contact Life Cycle	>10.000 insertion and withdrawal cycles
Dielectric Withstanding Voltage	1400 VRMS - sea level
Temperature Range	-55 °C to +125 °C
Insulation Resistance	>5x10 ³ MΩ at 500 V dc
Insulator	Polyamide 6,6 V0 per UL94
Contact Plating - Material - Plating	Brass Gold
Separation Force	80 g./cont.

Ordering Information

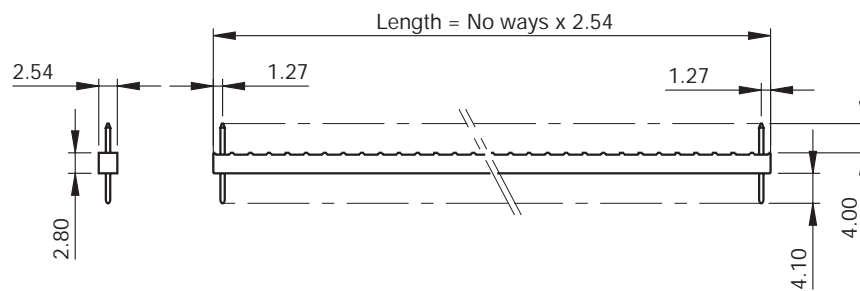


Plung and receptacle dimensions

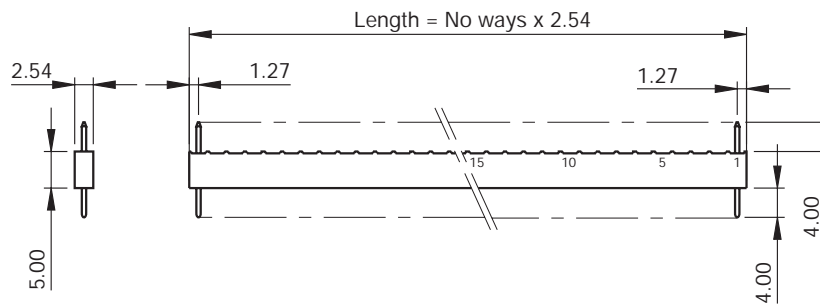
Connector type: AST**254M1H



Connector type: AST**254M2H



Connector type: AST**254M3H



Connector type: AST**254FH

